



# PARASOLS

Our selection of parasols and giant umbrellas is one of the largest in the UK. Products available both from stock and also bespoke manufactured to suit all situations, clients and budgets.

Eden offer a standard 2.1m aluminium mast parasol in four colours and our premier Milan range of parasols in both 2.5m Square and 2.5m Round. The Milan Parasol is available in a choice of five colours.

We also offer a range of bespoke parasols from Caravita who are a leading German manufacturer. Renown worldwide, the Big Ben, Samara and Amalifi ranges are market leaders and are all made to order giving you a large choice of shapes, sizes, choice of canopy colour, valances and either freestanding or permanent bases

- **Large stocks held for immediate delivery**
- **Wide range of colours and replacement canopies**
- **Bespoke options built to customer specifications**
- **Free standing or in-ground base options**
- **Option of screen printing logo or text to canopy**

# P2



## Milan Square Parasol

2.5 x 2.5m

Available in Black, Blue, Cream, Burgundy and Green  
(Bases sold separately)



## Milan Round Parasol

2.5m Dia.

Available in Cream, Green, Burgundy, Black and Blue  
(Bases sold separately)



## 30kg Anthracite Parasol Base

For masts 21mm to 54mm Dia



**2.1m Parasol in Black**



**2.1m Parasol in Cream**



**2.1m Parasol in Green**



**15kg Anthracite Parasol Base**  
For masts 18mm to 36mm Dia



**Resol Parasol Base**  
Can be water filled or sand filled  
For masts 20mm to 38mm Dia





Eden Furniture are delighted to work with Caravita and offer three of their best selling ranges - Samara, Big Ben and Amalfi

**CARAVITA<sup>®</sup>**

Exclusive parasols and sun sails





# SAMARA

---

Functional parasol with crank mechanism



# SAMARA



2.5 x 2.5 m, cover 4034r acrylic, silver anodised frame, with wind roof



With its smooth crank mechanism, this shade provider unfolds easily to its true size to welcome guests underneath. Samara dispenses warm sun rays during the day and ensures comfortable temperatures under the parasol in the evening. Even in the largest size, this visually slight parasol is amazingly easy to use.

## The benefits for you

- Closes over tables and patio furniture thanks to sophisticated telescopic system
- Struts made of high-grade aluminium provide wind stability
- Smooth and reliable crank mechanism

### Shapes



### Max. Size

4 x 4 m

3.5 x 4.5 m

Ø 5 m

### Max. Shading

16 m<sup>2</sup>

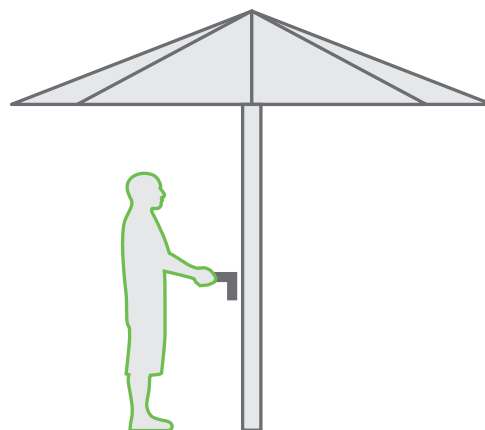
16 m<sup>2</sup>

20 m<sup>2</sup>



## Technical details

<b>Operation</b>	smooth crank
<b>Cover</b>	Premium awning fabric in more than 120 colours. 100% acrylic, light-fast and weather-resistant. Also available with fireproof fabric or PVC fabric
<b>Frame</b>	white RAL 9016, anthracite grey RAL 7016 or anodised silver, other RAL colours for a surcharge





# SAMARA

## High-grade hub

High stability: The Samara parasol is equipped with an especially strong and solid aluminium hub. Powder coating is available in desired RAL colour.



## Smooth crank

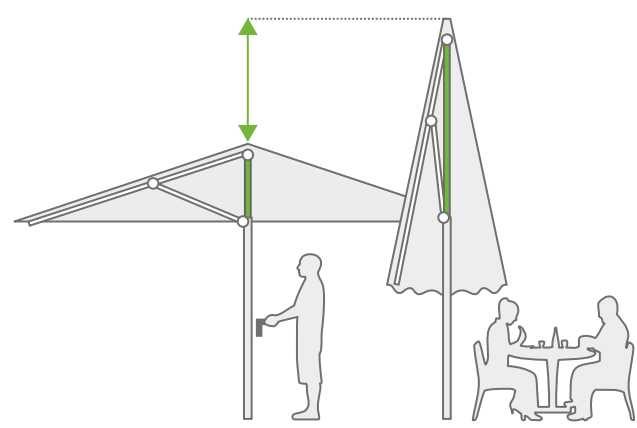
Extremely easy to use: Samara can be opened and closed with a detachable stainless steel crank. The mechanism inside the pole ensures that the parasol can be closed easily with minimal physical effort.





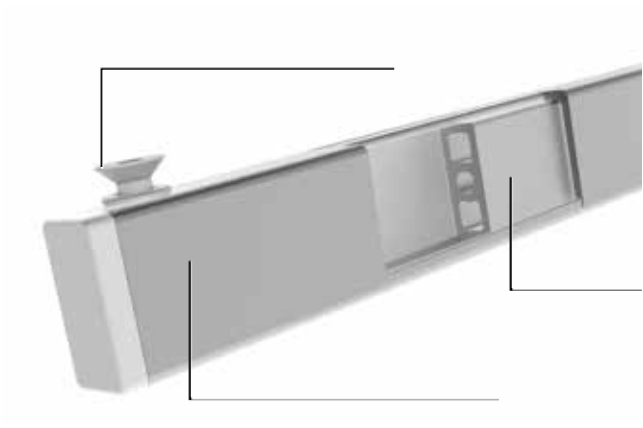
## Sophisticated telescopic system

The advantage: the telescopic system extends the pole when closing! Tables and patio furniture can simply stay where they are.


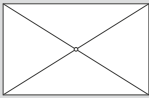



## Stable struts

The parasol struts, made of 2 mm thick aluminium tube, are reinforced with special profiles in sections under particular strain.



## Parasol sizes

		
250 x 250	200 x 300*	Ø 250
300 x 300	200 x 350*	Ø 300
350 x 350*	200 x 400*	Ø 350
400 x 400*	250 x 300*	Ø 400
	250 x 350*	Ø 450*
	250 x 400*	Ø 500*
	300 x 350*	
	300 x 400*	
	300 x 450*	
	350 x 400*	
	350 x 450*	



# BIG BEN

Robust large parasol for the highest degree of comfort



# BIG BEN



Big Ben, 4 x 4 m, cover 7850 peppermint, frame RAL 9001 cream, with wind roof



The professional-quality Big Ben large parasol is an eye-catcher for every patio. With its majestic and elegant look it sends a clear signal even from afar: a comfortable, sheltered seat awaits you. With its many extras, high wind stability and a span of up to 7 m, it was specially developed to meet the high demands of the food service and hospitality industries.

## The benefits for you

- Professional large parasol spanning up to 7 m
- Closes over tables and patio furniture thanks to sophisticated telescopic system
- Extreme wind stability due to solid pole and hub made of high-grade aluminium
- Many extras: motor operation, radiant heater, LED strut lights and more

### Shapes



### Max.

#### Size

6 x 6 m

5 x 7 m

Ø 7 m

6 m

### Max.

#### Shading

36 m<sup>2</sup>

35 m<sup>2</sup>

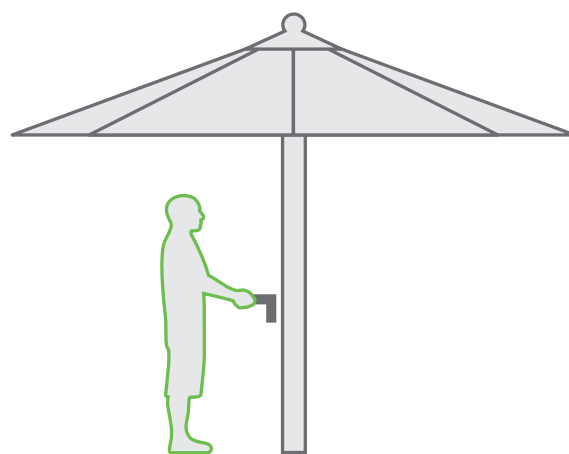
38 m<sup>2</sup>

16 m<sup>2</sup>



## Technical details

<b>Operation</b>	Crank mechanism or motor (optionally with solar panel or WMS radio system)
<b>Cover</b>	Premium awning fabric in more than 120 colours. 100% acrylic, light-fast and weather-resistant. Also available with fireproof fabric or
<b>Frame</b>	RAL colour according to colour chart included
<b>Options</b>	including protective cover





## Durable design

Only the best materials and extra strong aluminium profiles are used in the robust design of Big Ben. The solid pole has a diameter of 84 mm and a wall thickness of 5 mm, making it stronger than most others in its class.

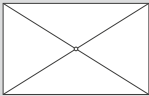


## Practical alignment guide

This guide greatly simplifies the erection of large parasols. Simply screw adjusting screws into ground sleeve or mobile base. Position the parasol. Thread the alignment guide into the screw and push the parasol up. Then simply screw in place and it's all done.



## Parasol sizes

		
200 x 300	300 x 600	400 x 650
200 x 350	350 x 400	400 x 700
200 x 400	350 x 450	450 x 550
250 x 300	350 x 500	450 x 600
250 x 350	350 x 550	450 x 650
250 x 400	350 x 600	450 x 700
300 x 350	350 x 650	500 x 550
300 x 400	400 x 450	500 x 600
300 x 450	400 x 500	500 x 650
300 x 500	400 x 550	500 x 700
300 x 550	400 x 600	

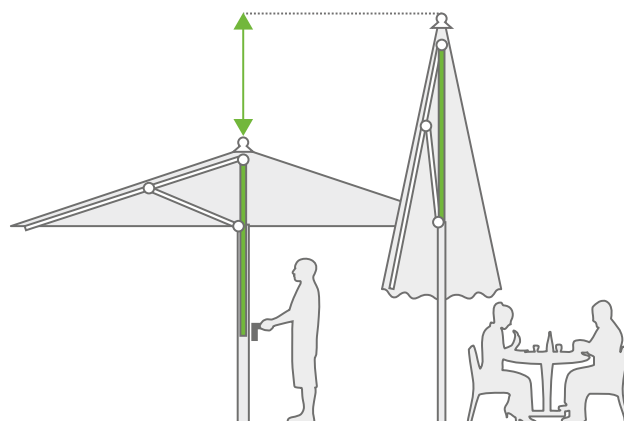
## Wind-stable up to 100 km/h!

Its solid design makes Big Ben extra robust! To prove this, the professional parasol was tested by structural engineers in a wind tunnel, in which the 3 x 3 m version can withstand even strong winds of up to 100 km/h!



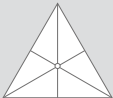


## Telescopic system

The advantage: the telescopic system extends the pole when closing! Tables and patio furniture can stay where they are.



## Parasol sizes

		
300 x 300	Ø 300	Ø 300
350 x 350	Ø 350	Ø 350
400 x 400	Ø 400	Ø 400
450 x 450	Ø 450	Ø 450
500 x 500	Ø 500	Ø 500
550 x 550	Ø 550	Ø 550
600 x 600	Ø 600	Ø 600
	Ø 650	Ø 650
	Ø 700	



# BIG BEN optional extras

## Radiant heater

Enjoy your favourite outdoor spaces even on cool days with the integrated radiant heaters for Big Ben. Perfectly suited for long evenings - in the food service industry, but also in a private garden. The wiring runs directly in the frame, invisible and well-protected. The detachable radiant heaters are simply plugged into the connections at the strut ends.

Lights and heating can be switched on and off individually using the central switch at the top of the pole. Optionally, the infrared radiant heater with Ultra Low Glare technology can also be comfortably operated via app, using Bluetooth.

**Hint:** order your parasol with pre-equipped wiring. Retrofitting is no longer possible. This way you can remain flexible. We will be happy to advise you on all possibilities regarding weather protection.

## Elegance - Integrated strut light

With the integrated Elegance LED strut light, you can make any patio shine! Designed to be elegant and unobtrusive, the modern LED strips provide pleasant light. The lights are easily switched on and off via the central switch on the pole or via remote control. The latter also allows you to dim the lights. Also available with coloured LED light strips.

The light strips can be attached to the underside of the struts just as on the top side for indirect lighting.



Big Ben, 4 x 4 m, cover ProNature Brasserie acrylic fabric, frame RAL 7016 anthracite grey, with wind roof radiant heater and LED lighting



**5 YEAR**  
WARRANTY\*



PLUS X AWARD®

2018/2019 | Ausgezeichnet für:

High Quality

Design

Funktionalität





# AMALFI

Elegant cantilever parasol



# AMALFI



Amalfi, approx. 3.5 x 3.5 m, cover ProNature Brasserie acrylic fabric, frame RAL 7016 anthracite grey



The Amalfi canopy sways freely, seemingly weightless. The pole of the parasol stands laterally, thus creating plenty of space for tables and chairs. While the sun may wander during the day, the shade remains exactly where it is needed. With the optional stainless steel rotary base, the Amalfi can be rotated 360° without having to move the base.

## The benefits for you

- Robust aluminium frame for high wind stability
- Smooth integrated crank winch
- pole for wall installation available
- Optional with stainless steel rotary base
- Optionally available with two or four canopies

### Shapes



### Max.

#### Size

3.5 x 3.5 m

3 x 4 m

Ø 4 m

### Max.

#### Shading

12 m<sup>2</sup>

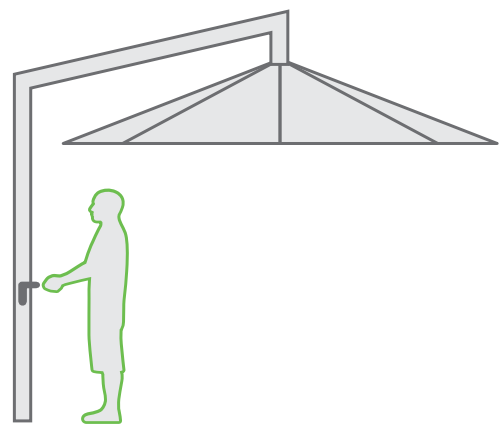
12 m<sup>2</sup>

12 m<sup>2</sup>



# Technical details

- Operation**      Crank or motor
- Cover**            Premium awning fabric in more than 120 colours.  
100% acrylic, light-fast and weather-resistant.  
Also available with fireproof fabric or  
PVC fabric
- Frame**            RAL colour according to colour chart included





# AMALFI

## Motor drive

With its electric motor drive, Amalfi now opens and closes even faster and more conveniently. The push button is conveniently integrated directly on the motor housing on the pole. (Sensors or other control components cannot be expanded.)



## Optional: stainless steel rotary base

Sophisticated mechanism: The rotary base made of stainless steel, rotatable by 360°, is screwed directly onto the ground sleeve or the parasol base. The rotating function is conveniently unlocked by pressing on the pedal. When the pedal is released, the mechanism engages and holds the parasol in position.



Amalfi 3.5 x 3.5 m, cover 7390 acrylic fabric, frame RAL 7016 anthracite grey



### Smooth crank winch

Amalfi opens and closes very easily with the smooth crank winch. Self-locking holds the parasol in any position.


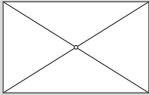



### Space-saving wall installation

Save space by mounting the Amalfi to walls and railings. The High-Power pole with 60 mm and 4 mm wall thickness is produced for you exactly according to your requirements, such as the wall installation height, the desired crank height etc. After closing the parasol, the Amalfi can be turned to the side to save space.



### Parasol sizes

		
200 x 200	200 x 300	Ø 250
250 x 250	200 x 350	Ø 300
300 x 300	200 x 400	Ø 350
350 x 350	250 x 300	Ø 400
	250 x 350	
	250 x 400	
	300 x 350	
	300 x 400	